

# SWITZERLAND COUNTY HIGH SCHOOL

2011 -2012 ECA RESULTS

# SWITZERLAND COUNTY HIGH SCHOOL REPORT CARD

Overall Grade.....**D**                      **1.75 Points (maximum 4.0)**

Summary Date

English/Language Arts..... 0.00 Points X 0.3 = (0.0)

Math..... 1.50 Points X 0.3 = (0.45)

Graduation..... 3.00 Points X 0.3 = (0.90)

College and Career Readiness.....4.00 Points X 0.1 = (0.40)

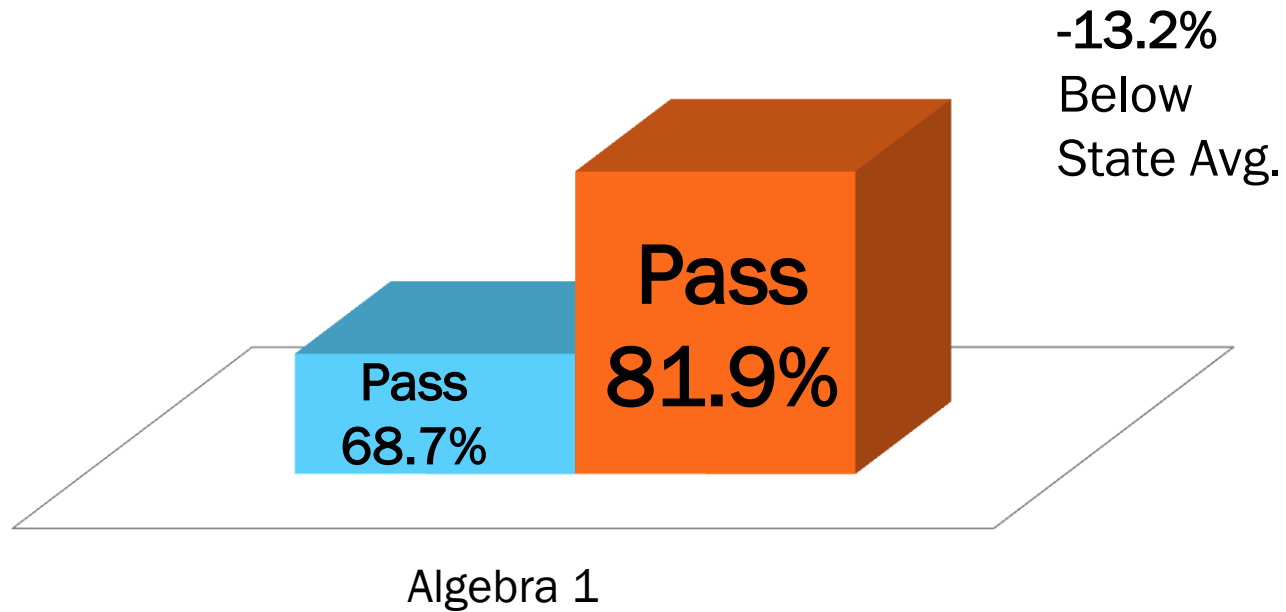
**Total..... 1.75**

	Mathematics				English/Language Arts					
	Performance	8 <sup>th</sup> Grade	10 <sup>th</sup> Grade	ECA Improvement 10 <sup>th</sup> Grade to Graduation	Performance	8 <sup>th</sup> Grade	10 <sup>th</sup> Grade	ECA Improvement 10 <sup>th</sup> Grade to Graduation	Graduation	College and Career Readiness (CCR)
<b>Numerator</b>	68	78	65	20	53	53	50	21	96	61
<b>Denominator</b>	99	93	93	27	99	76	76	28	114	96
<b>Percent</b>	68.7%	83.9%	69.9%	74.1%	53.5%	69.7%	65.8%	75.0%	84.2%	63.5%
<b>Grade Point</b>	1.50	-0.50		0.50	0.00	-0.50		0.50	3.00	4.00

# SWITZERLAND COUNTY HIGH SCHOOL MATHEMATICS

Performance

■ SCHS ■ IN Avg.



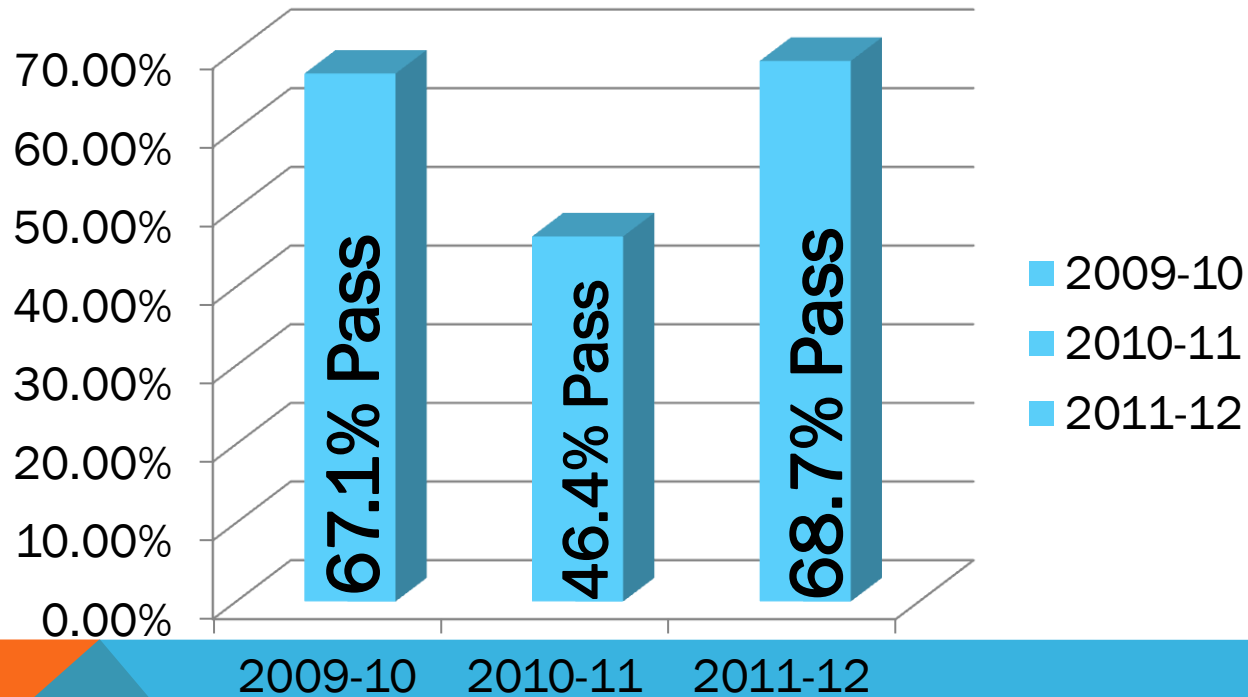
## Performance

90.0 – 100%	4.00 points
85.0 – 89.9%	3.50 points
80.0 – 84.9%	3.00 points
75.0 – 79.9%	2.50 points
70.0 – 74.9%	2.00 points
<b>65.0 – 69.9%</b>	<b>1.50 points</b>
60.0 – 64.9%	1.00 points
0.00 – 59.9%	0.00 points

# SWITZERLAND COUNTY HIGH SCHOOL MATHEMATICS

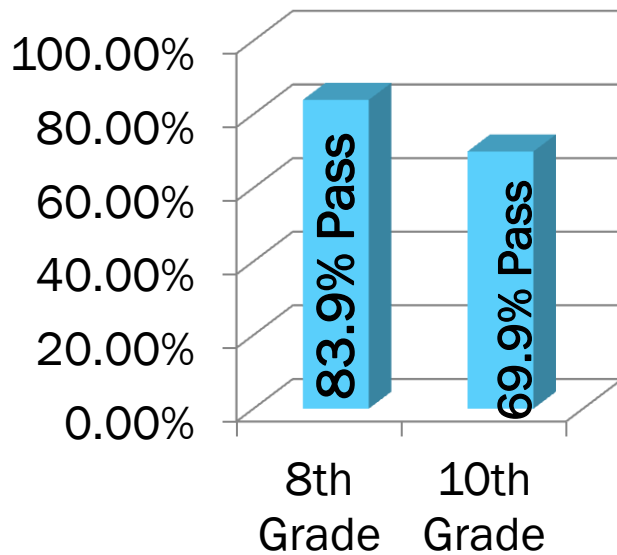
Pass History

## Algebra 1



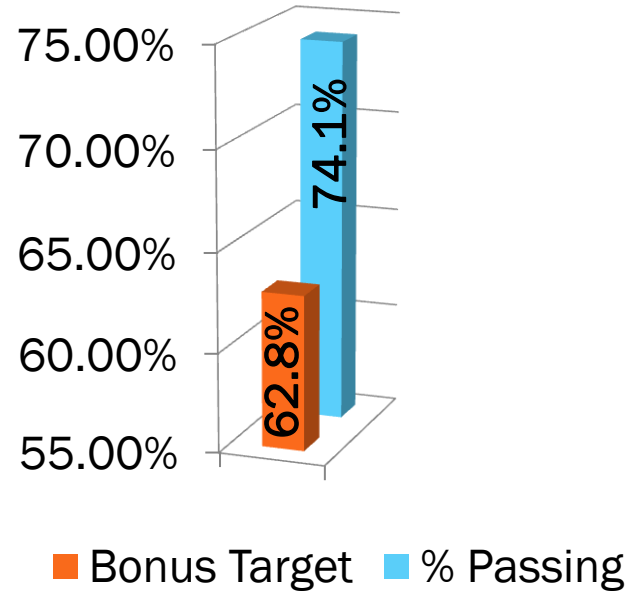
# SWITZERLAND COUNTY HIGH SCHOOL MATHEMATICS

Student Improvement  
8<sup>th</sup> Grade – 10<sup>th</sup> Grade



**% Change = -14%**  
**Penalty = -0.50**  
**Bonus Target = 17.1%**  
 % of students passing 8<sup>th</sup> grade ISTEP+ compared to 10<sup>th</sup> grade ECA.  
 A decrease in passing rate results in a penalty.

Student Improvement  
10<sup>th</sup> - Graduation

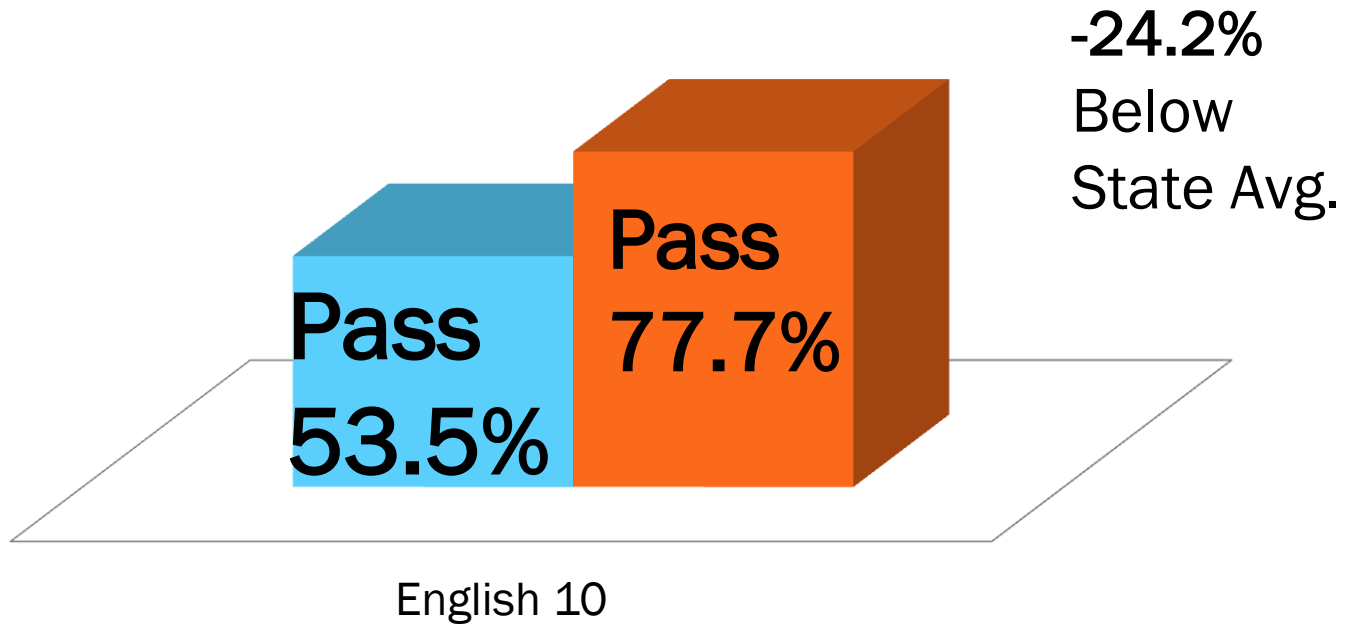


**% Change = + 11.3%**  
**Bonus Earned = 0.50**  
 % of students who, after not passing the ECA by the end of 10<sup>th</sup> grade have passed the exam by graduation.

# SWITZERLAND COUNTY HIGH SCHOOL ENGLISH/LANGUAGE ARTS

Performance

■ SCHS ■ State Avg.



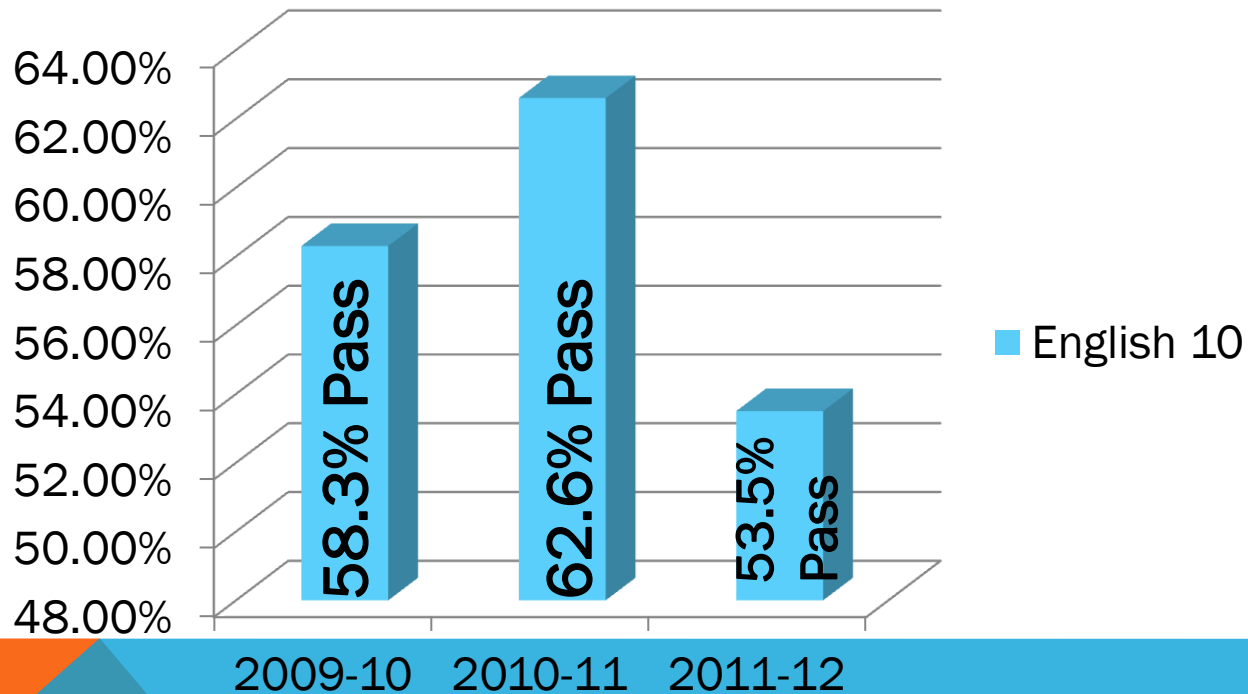
## Performance

90.0 – 100%	4.00 points
85.0 – 89.9%	3.50 points
80.0 – 84.9%	3.00 points
75.0 – 79.9%	2.50 points
70.0 – 74.9%	2.00 points
65.0 – 69.9%	1.50 points
60.0 – 64.9%	1.00 points
0.00 – 59.9%	0.00 points

# SWITZERLAND COUNTY HIGH SCHOOL ENGLISH/LANGUAGE ARTS

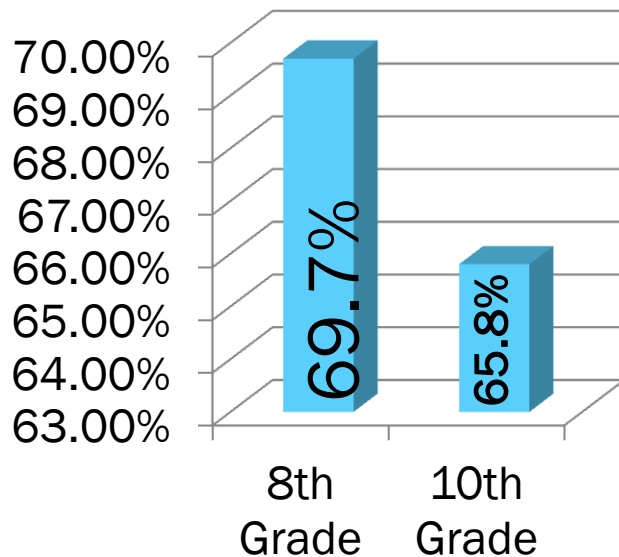
Pass History

## English 10

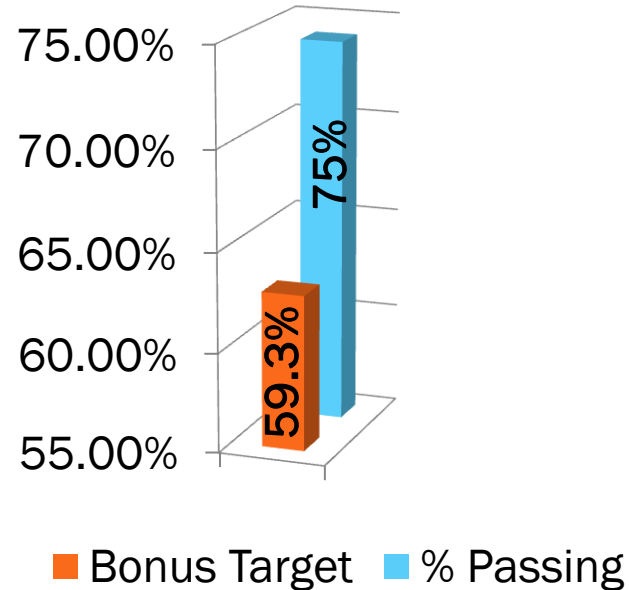


# SWITZERLAND COUNTY HIGH SCHOOL ENGLISH/LANGUAGE ARTS

Student Improvement  
8<sup>th</sup> Grade – 10<sup>th</sup> Grade



Student Improvement  
10<sup>th</sup> - Graduation



**% Change = -3.9%**  
**Bonus Target = 10.3%**

**% of students passing 8<sup>th</sup> grade ISTEP+ compared to 10<sup>th</sup> grade ECA. A decrease in passing rate results in a penalty.**

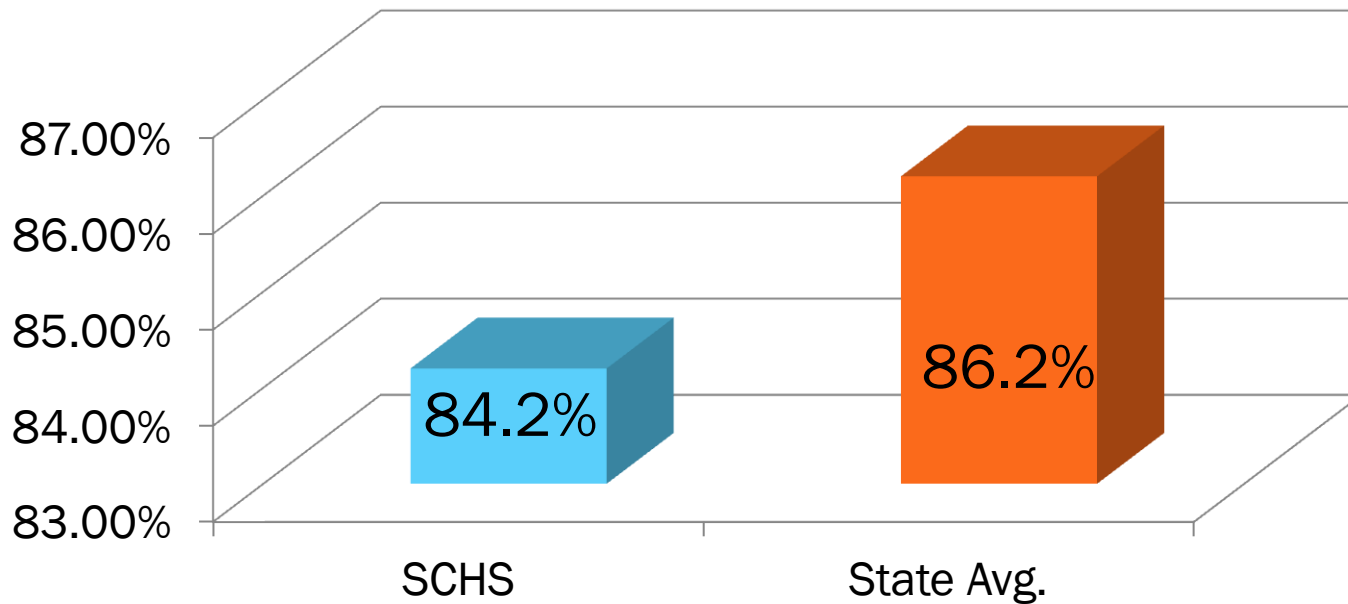
**% Change = + 15.7%**  
**Bonus Earned = 0.50**

**% of students who, after not passing the ECA by the end of 10<sup>th</sup> grade have passed the exam by graduation.**



# SWITZERLAND COUNTY HIGH SCHOOL GRADUATION RATE

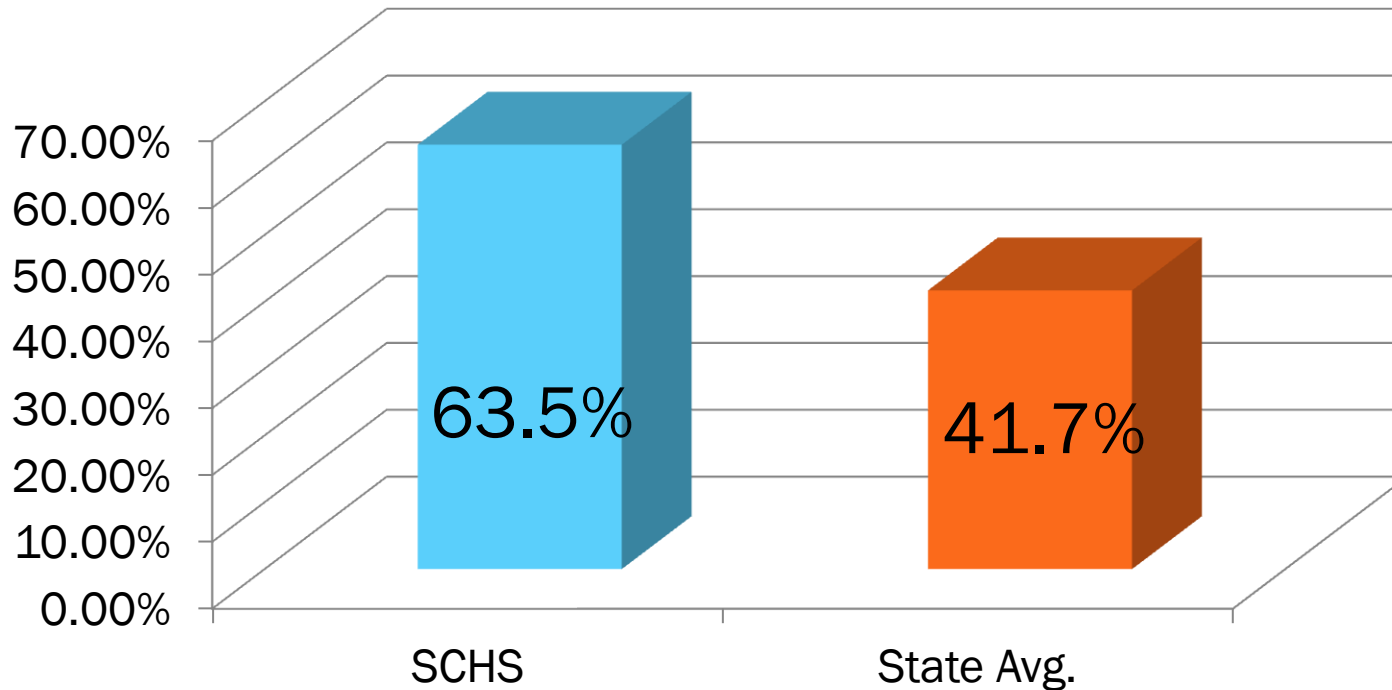
% of On-Time Graduates



## Four-year Rate

90.0 – 100%	4.00 points
85.0 – 89.9%	3.50 points
<b>80.0 – 84.9%</b>	<b>3.00 points</b>
75.0 – 79.9%	2.50 points
70.0 – 74.9%	2.00 points
65.0 – 69.9%	1.50 points
60.0 – 64.9%	1.00 points
0.00 – 59.9%	0.00 points

# SWITZERLAND COUNTY HIGH SCHOOL COLLEGE & CAREER READINESS



The percentage of four-year graduates who:

- Pass an AP exam, or
- Pass an IB exam, or
- Earn College Credits (3), or
- Pass an Industry Certification exam

**Bonus Points**

25.0 – 100% = 4.00 Points

18.4 – 24.9% = 3.00 Points

11.7 – 18.3% = 2.00 Points

05.0 – 11.6% = 1.00 Points

0.0 – 04.9% = 0.00 Points